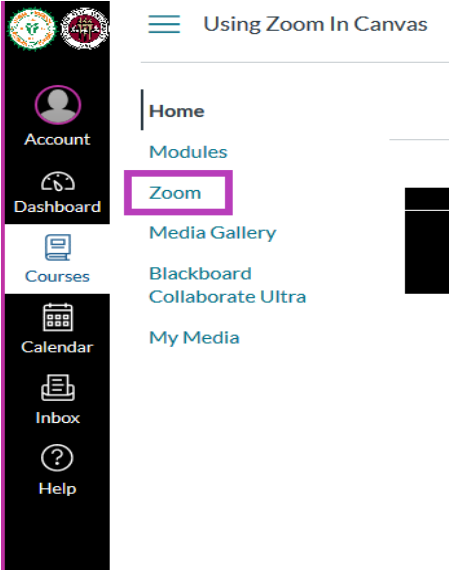


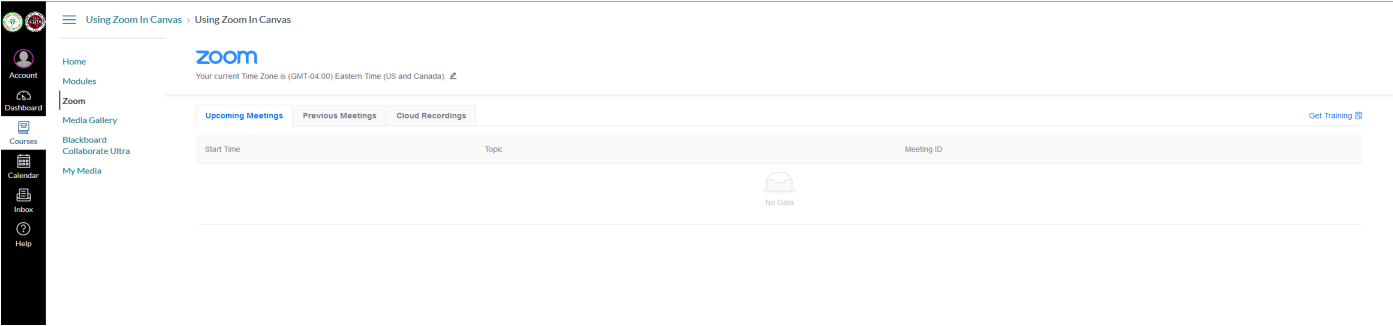
How Students Activate their Zoom Account Within Canvas

Click on Zoom, which you will find in your course navigation.



Depending on whether you have activated a Zoom account before you will see either one of these two screens...

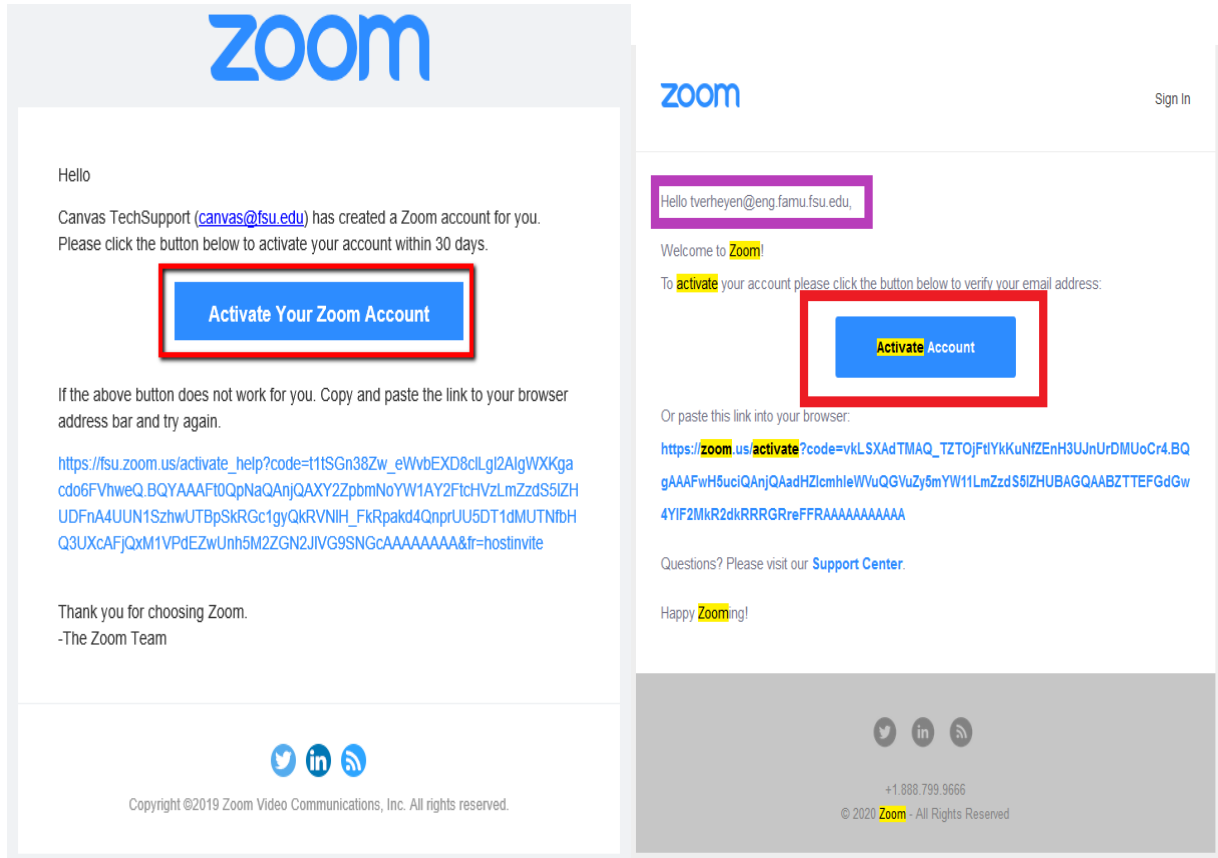
This is the screen you will see if you have already activated a Zoom account.



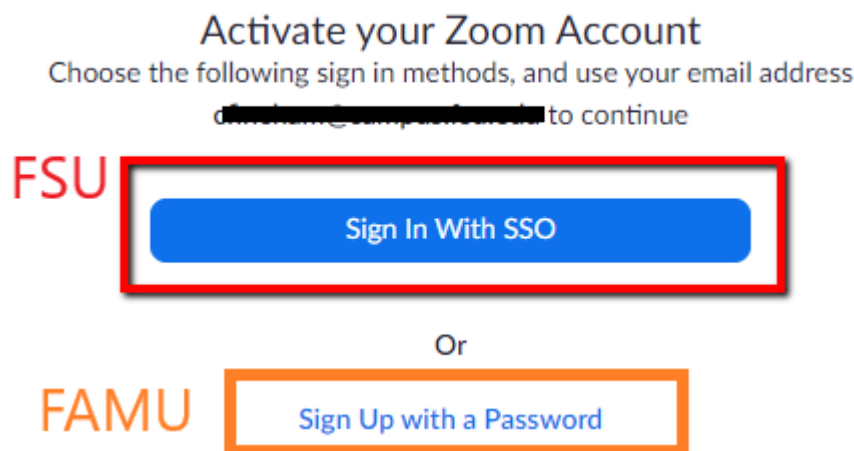
You will see this on your screen if you have not activated a Zoom account.

We have sent an email to [redacted]
Please check your inbox for more information and next steps.


If you need to activate, you will need to go find the Zoom email, which will look like one of these, depending on your university email address. You might have to check your junk or clutter folder if it does not appear in your inbox.



Go ahead and click on the blue Activate Account found in this Zoom email, and you will then see this screen.



FSU students will choose the 1st option to Sign In With SSO, which when clicked will take you to the MyFSU sign in page. You then enter your FSUID and password. You will then see your Zoom account info page, where it will show your FSU email address as your Sign-In Email.




Florida State University SOLUTIONS ▾ PLANS & PRICING CONTACT SALES

PERSONAL

- Profile
- Meetings
- Webinars
- Recordings
- Settings

ADMIN

- Dashboard
- > User Management
- > Room Management
- > Account Management





[Change](#)

Tamara Verheyen

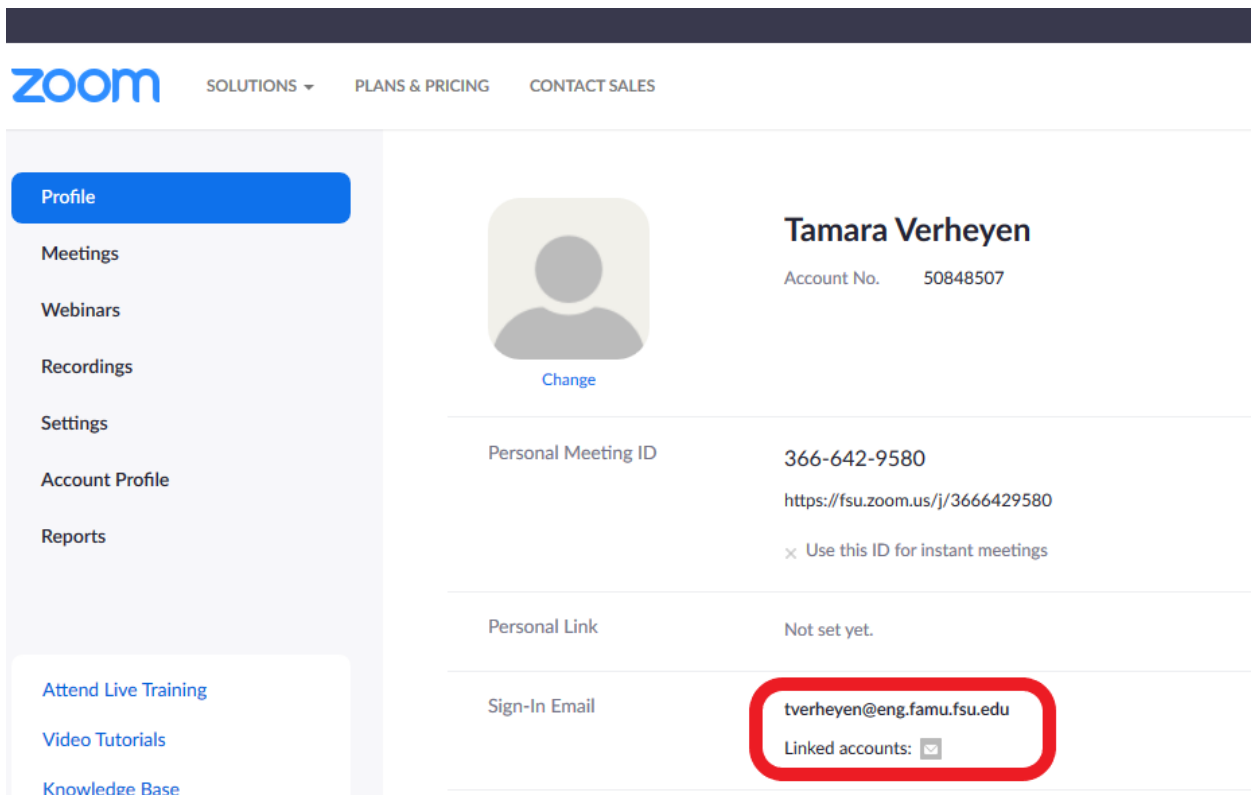
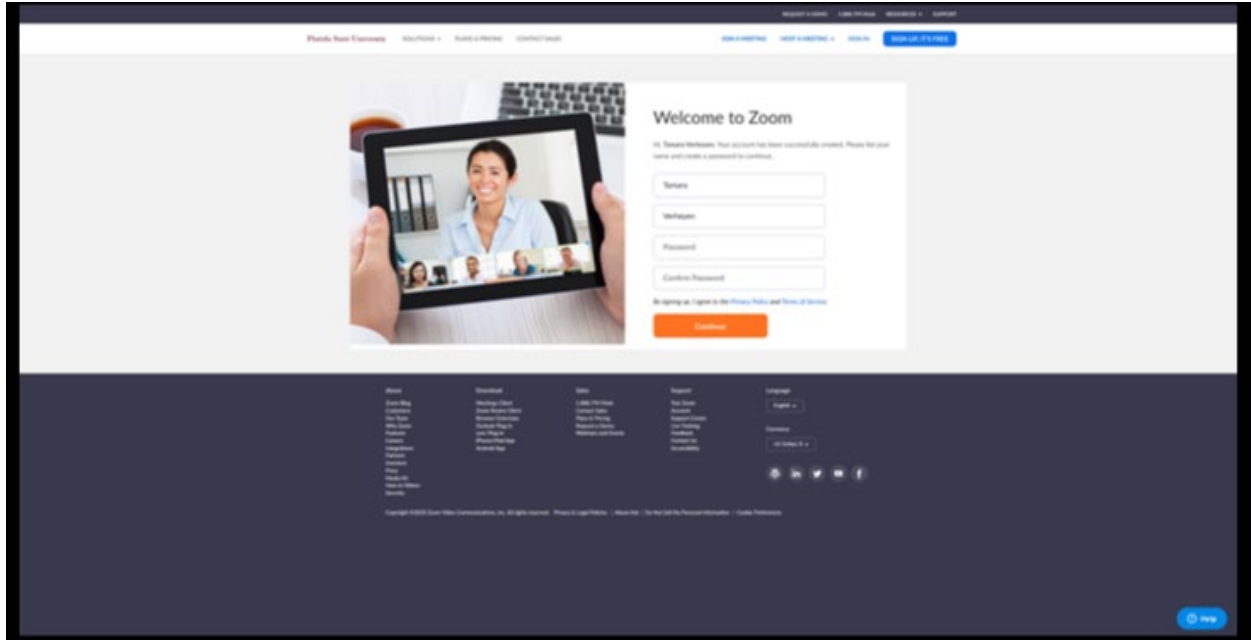
Department tverheyen
Account No. 50848507

Personal Meeting ID 437-912-6324
<https://fsu.zoom.us/j/4379126324>
× Use this ID for instant meetings

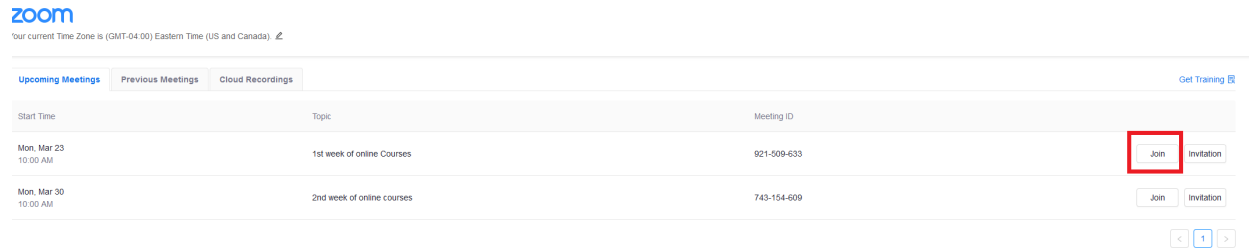
Personal Link Not set yet.

Sign-In Email **tverheyen@fsu.edu**
Linked accounts:  

FAMU students will choose the 2nd option to Sign Up with a Password. This will take you to a Welcome to Zoom page where you will enter your name and set a password. Then it will take you to a similar Zoom account page, except you will notice your FAMU email as the Sign-In Email.



Once you have activated your Zoom account, you will be able to click on Zoom found in the course navigation and there you will see all the scheduled meetings or classes your teacher has created for you to join.



You may wish to download the Zoom client onto your computer or mobile device that you will be using, to make it easier to launch your scheduled Zoom meetings aka Zoom Classes. (You can also access Zoom sessions in your browser, if you do not wish to install the Zoom client.)

If you have any issues with accessing or using Zoom in your Canvas courses, check with your instructor; or, you can contact College Computing Services at (850) 410-6446, or open an incident report at <https://ops.eng.famu.fsu.edu/> (you will need to log in with your Engineering user ID and password).